



Wakefield Park Raceway

Round 3 : April 16 - 18



ALPINESTARS SUPERBIKE CHAMPIONSHIP

Qualifying 2



Date: 17/04/21
Event: Q11
Weather: Partly cloudy - Temp: 19.1C
Track: Dry - Temp: 29.2C


Started at: 15:49:57
Laps: 15 Min
Starters: 12
Printed at: 16:26

PROVISIONAL CLASSIFICATION


| Pos | No | Name | Class | Machine | Fastest Lap | On Lap | Behind Leader | Behind Prev |
|-----|----|---|-------|----------------------|-------------|----------|---------------|-------------|
| 1 | 1 | Wayne MAXWELL (VIC) / Boost Mobile with K-Tech | | Ducati V4R | 56.920 | 11 of 12 | | |
| 2 | 17 | Troy HERFOSS (QLD) / Penrite Honda Racing | | Honda CBR RR | 56.941 | 3 of 11 | .021 | .021 |
| 3 | 46 | Mike JONES (QLD) / DesmoSport Ducati | | Ducati V4R | 57.317 | 9 of 12 | .397 | .376 |
| 4 | 83 | Lachlan EPIS (NSW) / Maxima Racing Oils BMW | | BMW S RR | 57.354 | 8 of 9 | .434 | .037 |
| 5 | 65 | Cru HALLIDAY (NSW) / Yamaha Racing Team | | Yamaha YZF-R1 | 57.373 | 5 of 12 | .453 | .019 |
| 6 | 67 | Bryan STARING (WA) / Kawasaki BCperformance | | Kawasaki ZX10RR 1000 | 57.399 | 6 of 10 | .479 | .026 |
| 7 | 14 | Glenn ALLERTON (NSW) / Maxima Racing Oils BMW | | BMW S RR | 57.497 | 6 of 9 | .577 | .098 |
| 8 | 32 | Oli BAYLISS (QLD) / DesmoSport Ducati | R | Ducati V4R | 57.555 | 8 of 11 | .635 | .058 |
| 9 | 21 | Josh WATERS (VIC) / Kawasaki BCperformance | | Kawasaki ZX10RR 1000 | 57.704 | 9 of 11 | .784 | .149 |
| 10 | 61 | Arthur SISSIS (SA) / Unitech Racing / Yamaha YRD / Remo Contractors / SA Profiling | | Yamaha YZF-R1 | 57.957 | 7 of 9 | 1.037 | .253 |
| 11 | 12 | Matt WALTERS (NSW) / Kawasaki Connection / Kawasaki Aust. / Rover Coaches / Pirelli / AGV / Motul | | Kawasaki ZX10RR 1000 | 57.988 | 6 of 11 | 1.068 | .031 |
| 12 | 3 | Jed METCHER (VIC) / Metcher Motorsport / Siemec / Fusport / Yamaha / YRD / Yamalube | | Yamaha YZF-R1 | 58.468 | 6 of 12 | 1.548 | .480 |

New qualifying record for SBK class - Previous: 57.138 by Cru HALLIDAY (NSW) on a Yamaha YZF-R1M set on 23/03/19

The results are provisional until the end of the time limit for protests and appeals.


Chief Timekeeper - Scott Laing


Race Director - Tom Williams


Clerk of Course - Paul Hinds



www.computime.com.au
COMPUTIME RACE TIMING SYSTEMS PTY LTD





Wakefield Park Raceway

Round 3 : April 16 - 18



ALPINESTARS SUPERBIKE CHAMPIONSHIP

Qualifying 2



Date: 17/04/21
 Event: Q11
 Weather: Partly cloudy - Temp: 19.1C
 Track: Dry - Temp: 29.2C

Started at: 15:49:57
 Laps: 15 Min
 Starters: 12
 Printed at: 16:26

PROVISIONAL LAP TIMES

| No | Name | Lap 1 | Lap 2 | Lap 3 | Lap 4 | Lap 5 | Lap 6 | Lap 7 | Lap 8 | Lap 9 | Lap 10 | Lap 11 | Lap 12 |
|----|----------------------|----------|----------|---------------|----------|---------------|---------------|---------------|---------------|---------------|----------|---------------|----------|
| 1 | Wayne MAXWELL (VIC) | 1:08.112 | 57.683 | 58.947 | 3:31.039 | 1:04.950 | 56.923 | 57.158 | 57.033 | 1:05.340 | 57.620 | 56.920 | 1:02.251 |
| 3 | Jed METCHER (VIC) | 1:58.004 | 1:08.025 | 59.145 | 58.734 | 58.598 | 58.468 | 58.552 | 1:09.318 | 58.972 | 1:06.210 | 1:13.711 | 1:06.189 |
| 12 | Matt WALTERS (NSW) | 1:07.905 | 58.343 | 58.633 | 4:09.507 | 1:08.879 | 57.988 | 58.190 | 58.134 | 1:03.701 | 58.614 | 1:04.964 | |
| 14 | Glenn ALLERTON (NSW) | 1:11.445 | 58.622 | 58.337 | 6:22.991 | 1:14.711 | 57.497 | 1:14.851 | 1:04.115 | 57.602 | | | |
| 17 | Troy HERFOSS (QLD) | 1:13.393 | 57.592 | 56.941 | 1:04.764 | 3:29.835 | 1:06.352 | 57.235 | 57.165 | 1:09.756 | 1:00.583 | 57.187 | |
| 21 | Josh WATERS (VIC) | 1:11.660 | 59.119 | 58.490 | 1:01.121 | 58.203 | 3:47.353 | 1:13.955 | 58.063 | 57.704 | 1:03.677 | 57.978 | |
| 32 | Oli BAYLISS (QLD) | 1:09.543 | 58.709 | 58.037 | 57.644 | 2:12.750 | 1:06.934 | 57.806 | 57.555 | 57.806 | 3:14.058 | 1:15.026 | |
| 46 | Mike JONES (QLD) | 1:09.232 | 58.919 | 57.925 | 57.681 | 2:12.173 | 1:06.552 | 57.326 | 57.320 | 57.317 | 57.393 | 2:07.194 | 1:05.182 |
| 61 | Arthur SISSIS (SA) | 1:09.390 | 58.619 | 58.457 | 58.355 | 1:04.709 | 58.325 | 57.957 | 1:03.745 | 58.107 | | | |
| 65 | Cru HALLIDAY (NSW) | 1:21.101 | 1:07.335 | 57.754 | 57.439 | 57.373 | 57.400 | 1:22.829 | 1:13.867 | 57.679 | 1:12.528 | 1:00.557 | 59.937 |
| 67 | Bryan STARING (WA) | 1:07.299 | 58.044 | 57.987 | 5:36.551 | 1:06.480 | 57.399 | 57.437 | 57.634 | 1:04.523 | 59.543 | | |
| 83 | Lachlan EPIS (NSW) | 1:07.391 | 58.993 | 58.359 | 58.173 | 5:51.639 | 1:10.893 | 57.828 | 57.354 | 1:13.138 | | | |

The results are provisional until the end of the time limit for protests and appeals.

Scott Lang
 Chief Timekeeper - Scott Lang

Tom Williams
 Race Director - Tom Williams

Paul Hinds
 Clerk of Course - Paul Hinds





Wakefield Park Raceway

Round 3 : April 16 - 18



ALPINESTARS SUPERBIKE CHAMPIONSHIP

Qualifying 2



Date: 17/04/21
 Event: Q11
 Weather: Partly cloudy - Temp: 19.1C
 Track: Dry - Temp: 29.2C

Started at: 15:49:57
 Laps: 15 Min
 Starters: 12
 Printed at: 16:26

PROVISIONAL SPLIT TIMES

| Lap | Split 1 | Split 2 | Split 3 | Lap Time | Lap | Split 1 | Split 2 | Split 3 | Lap Time |
|-------------------------------------|---------------|---------------|---------------|---------------|--------------------------------------|---------------|---------------|---------------|---------------|
| 1 Wayne MAXWELL (VIC) (1st) | | | | | 10 | 15.591 | 22.639 | 20.384 | 58.614 |
| 1 | 24.899 | 23.016 | 20.197 | 1:08.112 P | 11 | 15.780 | 26.384 | 22.800 | 1:04.964 |
| 2 | 15.604 | 22.187 | 19.892 | 57.683 | 14 Glenn ALLERTON (NSW) (7th) | | | | |
| 3 | 15.497 | 22.216 | 21.234 | 58.947 | 1 | 25.034 | 25.747 | 20.664 | 1:11.445 P |
| 4 | 17.516 | 22.729 | 2:50.794 | 3:31.039 | 2 | 15.837 | 22.567 | 20.218 | 58.622 |
| 5 | 22.804 | 22.330 | 19.816 | 1:04.950 P | 3 | 15.618 | 22.535 | 20.184 | 58.337 |
| 6 | 15.299 | 21.802 | 19.822 | 56.923 | 4 | 17.788 | 29.359 | 5:35.844 | 6:22.991 |
| 7 | 15.581 | 21.825 | 19.752 | 57.158 | 5 | 26.513 | 26.692 | 21.506 | 1:14.711 P |
| 8 | 15.285 | 21.927 | 19.821 | 57.033 | 6 | 15.453 | 22.112 | 19.932 | 57.497 |
| 9 | 20.587 | 25.100 | 19.653 | 1:05.340 | 7 | 19.280 | 26.729 | 28.842 | 1:14.851 |
| 10 | 15.524 | 22.314 | 19.782 | 57.620 | 8 | 15.466 | 25.135 | 23.514 | 1:04.115 |
| 11 | 15.301 | 21.892 | 19.727 | 56.920 | 9 | 15.635 | 22.215 | 19.752 | 57.602 |
| 12 | 18.913 | 23.345 | 19.993 | 1:02.251 | 3 Jed METCHER (VIC) (12th) | | | | |
| 17 Troy HERFOSS (QLD) (2nd) | | | | | 1 | 23.604 | 24.942 | 24.847 | 1:13.393 P |
| 1 | 27.179 | 24.484 | 1:06.341 | 1:58.004 P | 2 | 15.448 | 22.071 | 20.073 | 57.592 |
| 2 | 23.500 | 23.979 | 20.546 | 1:08.025 P | 3 | 15.389 | 21.940 | 19.612 | 56.941 |
| 3 | 16.023 | 22.844 | 20.278 | 59.145 | 4 | 15.426 | 26.510 | 22.828 | 1:04.764 |
| 4 | 15.850 | 22.668 | 20.216 | 58.734 | 5 | 15.277 | 21.858 | 2:52.700 | 3:29.835 |
| 5 | 15.812 | 22.636 | 20.150 | 58.598 | 6 | 23.733 | 22.619 | 20.000 | 1:06.352 P |
| 6 | 15.689 | 22.609 | 20.170 | 58.468 | 7 | 15.433 | 22.051 | 19.751 | 57.235 |
| 7 | 15.701 | 22.631 | 20.220 | 58.552 | 8 | 15.402 | 22.001 | 19.762 | 57.165 |
| 8 | 17.488 | 29.897 | 21.933 | 1:09.318 | 9 | 16.461 | 26.431 | 26.864 | 1:09.756 |
| 9 | 15.982 | 22.857 | 20.133 | 58.972 | 10 | 15.377 | 24.325 | 20.881 | 1:00.583 |
| 10 | 18.301 | 25.477 | 22.432 | 1:06.210 | 11 | 15.280 | 21.985 | 19.922 | 57.187 |
| 11 | 19.110 | 31.308 | 23.293 | 1:13.711 | 21 Josh WATERS (VIC) (9th) | | | | |
| 12 | 17.767 | 25.225 | 23.197 | 1:06.189 | 1 | 27.120 | 23.982 | 20.558 | 1:11.660 P |
| 12 Matt WALTERS (NSW) (11th) | | | | | 2 | 16.034 | 22.853 | 20.232 | 59.119 |
| 1 | 24.092 | 23.275 | 20.538 | 1:07.905 P | 3 | 15.561 | 22.776 | 20.153 | 58.490 |
| 2 | 15.683 | 22.528 | 20.132 | 58.343 | 4 | 15.710 | 24.955 | 20.456 | 1:01.121 |
| 3 | 15.774 | 22.472 | 20.387 | 58.633 | 5 | 15.643 | 22.502 | 20.058 | 58.203 |
| 4 | 15.959 | 23.192 | 3:30.356 | 4:09.507 | 6 | 16.665 | 24.685 | 3:06.003 | 3:47.353 |
| 5 | 25.509 | 22.896 | 20.474 | 1:08.879 P | 7 | 25.275 | 26.852 | 21.828 | 1:13.955 P |
| 6 | 15.511 | 22.244 | 20.233 | 57.988 | 8 | 15.637 | 22.396 | 20.030 | 58.063 |
| 7 | 15.491 | 22.491 | 20.208 | 58.190 | 9 | 15.420 | 22.409 | 19.875 | 57.704 |
| 8 | 15.554 | 22.336 | 20.244 | 58.134 | 10 | 18.047 | 25.418 | 20.212 | 1:03.677 |
| 9 | 15.561 | 26.089 | 22.051 | 1:03.701 | | | | | |

Scott Laing
 Chief Timekeeper - Scott Laing

Tom Williams
 Race Director - Tom Williams

Paul Hinds
 Clerk of Course - Paul Hinds





Wakefield Park Raceway

Round 3 : April 16 - 18



ALPINESTARS SUPERBIKE CHAMPIONSHIP

Qualifying 2



Date: 17/04/21
 Event: Q11
 Weather: Partly cloudy - Temp: 19.1C
 Track: Dry - Temp: 29.2C


Started at: 15:49:57
 Laps: 15 Min
 Starters: 12
 Printed at: 16:26


PROVISIONAL SPLIT TIMES

| Lap | Split 1 | Split 2 | Split 3 | Lap Time | Lap | Split 1 | Split 2 | Split 3 | Lap Time |
|-------------------------------------|---------------|---------------|---------------|---------------|------------------------------------|---------------|---------------|---------------|---------------|
| 11 | 15.497 | <u>22.368</u> | 20.113 | 57.978 | 9 | 15.659 | 22.442 | 20.006 | 58.107 |
| 32 Oli BAYLISS (QLD) (8th) | | | | | 65 Cru HALLIDAY (NSW) (5th) | | | | |
| 1 | 25.270 | 23.878 | 20.395 | 1:09.543 P | 1 | 35.869 | 23.741 | 21.491 | 1:21.101 P |
| 2 | 15.860 | 22.829 | 20.020 | 58.709 | 2 | 23.968 | 23.034 | 20.333 | 1:07.335 |
| 3 | 15.550 | 22.506 | 19.981 | 58.037 | 3 | 15.480 | 22.237 | 20.037 | 57.754 |
| 4 | <u>15.347</u> | 22.416 | 19.881 | 57.644 | 4 | 15.498 | 22.062 | <u>19.879</u> | 57.439 |
| 5 | 17.628 | 23.143 | 1:31.979 | 2:12.750 | 5 | <u>15.326</u> | <u>22.002</u> | 20.045 | <u>57.373</u> |
| 6 | 23.466 | 23.354 | 20.114 | 1:06.934 P | 6 | 15.417 | 22.034 | 19.949 | 57.400 |
| 7 | 15.628 | <u>22.154</u> | 20.024 | 57.806 | 7 | 15.428 | 24.276 | 43.125 | 1:22.829 |
| 8 | 15.527 | 22.275 | <u>19.753</u> | <u>57.555</u> | 8 | 25.204 | 27.143 | 21.520 | 1:13.867 P |
| 9 | 15.441 | 22.386 | 19.979 | 57.806 | 9 | 15.584 | 22.132 | 19.963 | 57.679 |
| 10 | 15.745 | 23.113 | 2:35.200 | 3:14.058 | 10 | 19.062 | 26.899 | 26.567 | 1:12.528 |
| 11 | 28.143 | 25.098 | 21.785 | 1:15.026 P | 11 | 16.380 | 23.351 | 20.826 | 1:00.557 |
| 46 Mike JONES (QLD) (3rd) | | | | | 67 Bryan STARING (WA) (6th) | | | | |
| 1 | 24.924 | 23.667 | 20.641 | 1:09.232 P | 1 | 23.825 | 23.154 | 20.320 | 1:07.299 P |
| 2 | 15.959 | 22.971 | 19.989 | 58.919 | 2 | 15.642 | 22.433 | 19.969 | 58.044 |
| 3 | 15.610 | 22.421 | 19.894 | 57.925 | 3 | 15.656 | 22.326 | 20.005 | 57.987 |
| 4 | 15.545 | 22.309 | 19.827 | 57.681 | 4 | 15.719 | 22.608 | 4:58.224 | 5:36.551 |
| 5 | 15.907 | 23.526 | 1:32.740 | 2:12.173 | 5 | 23.040 | 23.193 | 20.247 | 1:06.480 P |
| 6 | 23.890 | 22.818 | 19.844 | 1:06.552 P | 6 | <u>15.426</u> | 22.151 | <u>19.822</u> | <u>57.399</u> |
| 7 | <u>15.362</u> | 22.177 | 19.787 | 57.326 | 7 | 15.462 | <u>22.128</u> | 19.847 | 57.437 |
| 8 | 15.545 | <u>22.086</u> | <u>19.689</u> | 57.320 | 8 | 15.492 | 22.210 | 19.932 | 57.634 |
| 9 | 15.446 | 22.171 | 19.700 | <u>57.317</u> | 9 | 16.444 | 27.618 | 20.461 | 1:04.523 |
| 10 | 15.434 | 22.153 | 19.806 | 57.393 | 10 | 15.669 | 23.685 | 20.189 | 59.543 |
| 11 | 15.891 | 23.158 | 1:28.145 | 2:07.194 | 83 Lachlan EPIS (NSW) (4th) | | | | |
| 12 | 22.227 | 22.873 | 20.082 | 1:05.182 P | 1 | 22.982 | 23.272 | 21.137 | 1:07.391 P |
| 61 Arthur SISSIS (SA) (10th) | | | | | 2 | 15.832 | 22.774 | 20.387 | 58.993 |
| 1 | 25.371 | 23.581 | 20.438 | 1:09.390 P | 3 | 15.554 | 22.567 | 20.238 | 58.359 |
| 2 | 15.785 | 22.693 | 20.141 | 58.619 | 4 | 15.446 | 22.501 | 20.226 | 58.173 |
| 3 | 15.690 | 22.615 | 20.152 | 58.457 | 5 | 15.854 | 23.171 | 5:12.614 | 5:51.639 |
| 4 | 15.709 | 22.524 | 20.122 | 58.355 | 6 | 26.718 | 23.445 | 20.730 | 1:10.893 P |
| 5 | 21.685 | 23.009 | 20.015 | 1:04.709 | 7 | 15.540 | 22.269 | 20.019 | 57.828 |
| 6 | 15.734 | 22.404 | 20.187 | 58.325 | 8 | <u>15.388</u> | <u>21.998</u> | <u>19.968</u> | <u>57.354</u> |
| 7 | <u>15.597</u> | <u>22.366</u> | <u>19.994</u> | <u>57.957</u> | 9 | 16.582 | 29.621 | 26.935 | 1:13.138 |
| 8 | 17.718 | 25.771 | 20.256 | 1:03.745 | | | | | |

The results are provisional until the end of the time limit for protests and appeals.


 Chief Timekeeper - Scott Laing


 Race Director - Tom Williams


 Clerk of Course - Paul Hinds



www.computime.com.au
 COMPUTIME RACE TIMING SYSTEMS PTY LTD





Wakefield Park Raceway

Round 3 : April 16 - 18



ALPINESTARS SUPERBIKE CHAMPIONSHIP

Qualifying 2




Date: 17/04/21
 Event: Q11
 Weather: Partly cloudy - Temp: 19.1C
 Track: Dry - Temp: 29.2C


Started at: 15:49:57
 Laps: 15 Min
 Starters: 12
 Printed at: 16:26


PROVISIONAL FASTEST LAPS SEQUENCE

| Race Time | No | Name | Machine | Fastest Lap | On Lap |
|-----------|----|----------------------|----------------------|-------------|--------|
| 1:17.138 | 83 | Lachlan EPIS (NSW) | BMW S RR | 1:07.391 | 1 |
| 1:56.606 | 67 | Bryan STARING (WA) | Kawasaki ZX10RR 1000 | 1:07.299 | 1 |
| 2:16.131 | 83 | Lachlan EPIS (NSW) | BMW S RR | 58.993 | 2 |
| 2:44.073 | 14 | Glenn ALLERTON (NSW) | BMW S RR | 58.622 | 2 |
| 2:52.865 | 1 | Wayne MAXWELL (VIC) | Ducati V4R | 57.683 | 2 |
| 3:51.457 | 17 | Troy HERFOSS (QLD) | Honda CBR RR | 57.592 | 2 |
| 4:48.398 | 17 | Troy HERFOSS (QLD) | Honda CBR RR | 56.941 | 3 |
| 9:24.724 | 1 | Wayne MAXWELL (VIC) | Ducati V4R | 56.923 | 6 |
| 14:18.795 | 1 | Wayne MAXWELL (VIC) | Ducati V4R | 56.920 | 11 |

The results are provisional until the end of the time limit for protests and appeals.


 Chief Timekeeper - Scott Lang


 Race Director - Tom Williams


 Clerk of Course - Paul Hinds



www.computime.com.au
 COMPUTIME RACE TIMING SYSTEMS PTY LTD





Wakefield Park Raceway

Round 3 : April 16 - 18



ALPINESTARS SUPERBIKE CHAMPIONSHIP

Qualifying 2




Date: 17/04/21
 Event: Q11
 Weather: Partly cloudy - Temp: 19.1C
 Track: Dry - Temp: 29.2C


Started at: 15:49:57
 Laps: 15 Min
 Starters: 12
 Printed at: 16:26


PROVISIONAL BEST PARTIAL TIMES

| Pos | Split 1 | | Split 2 | | Split 3 | | LAP | | Fastest |
|-----|-------------|--------|-------------|--------|-------------|--------|-------------|--------|---------|
| | Name | Time | Name | Time | Name | Time | Name | Ideal | |
| 1 | T. HERFOSS | 15.277 | W. MAXWELL | 21.802 | T. HERFOSS | 19.612 | W. MAXWELL | 56.740 | 56.920 |
| 2 | W. MAXWELL | 15.285 | T. HERFOSS | 21.858 | W. MAXWELL | 19.653 | T. HERFOSS | 56.747 | 56.941 |
| 3 | C. HALLIDAY | 15.326 | L. EPIS | 21.998 | M. JONES | 19.689 | M. JONES | 57.137 | 57.317 |
| 4 | O. BAYLISS | 15.347 | C. HALLIDAY | 22.002 | G. ALLERTON | 19.752 | C. HALLIDAY | 57.207 | 57.373 |
| 5 | M. JONES | 15.362 | M. JONES | 22.086 | O. BAYLISS | 19.753 | O. BAYLISS | 57.254 | 57.555 |
| 6 | L. EPIS | 15.388 | G. ALLERTON | 22.112 | B. STARING | 19.822 | G. ALLERTON | 57.317 | 57.497 |
| 7 | J. WATERS | 15.420 | B. STARING | 22.128 | J. WATERS | 19.875 | L. EPIS | 57.354 | 57.354 |
| 8 | B. STARING | 15.426 | O. BAYLISS | 22.154 | C. HALLIDAY | 19.879 | B. STARING | 57.376 | 57.399 |
| 9 | G. ALLERTON | 15.453 | M. WALTERS | 22.244 | L. EPIS | 19.968 | J. WATERS | 57.663 | 57.704 |
| 10 | M. WALTERS | 15.491 | A. SISSIS | 22.366 | A. SISSIS | 19.994 | M. WALTERS | 57.867 | 57.988 |
| 11 | A. SISSIS | 15.597 | J. WATERS | 22.368 | M. WALTERS | 20.132 | A. SISSIS | 57.957 | 57.957 |
| 12 | J. METCHER | 15.689 | J. METCHER | 22.609 | J. METCHER | 20.133 | J. METCHER | 58.431 | 58.468 |

The results are provisional until the end of the time limit for protests and appeals.


 Chief Timekeeper - Scott Lang


 Race Director - Tom Williams


 Clerk of Course - Paul Hinds



www.computime.com.au
 COMPUTIME RACE TIMING SYSTEMS PTY LTD





Wakefield Park Raceway

Round 3 : April 16 - 18



ALPINESTARS SUPERBIKE CHAMPIONSHIP

Overall Qualifying



ASBK.COM.AU f t i y

PROVISIONAL MERGED CLASSIFICATION


Date: 17/04/21


Printed at: 16:26


| Pos | No | Name | Class | Machine | Event Q10 | Event Q11 | Fastest Lap |
|-----|-----|--|-------|----------------------|-----------|-----------|-------------|
| 1 | 1 | Wayne MAXWELL (VIC) / Boost Mobile with K-Tech | | Ducati V4R | | 56.920 | 56.920 |
| 2 | 17 | Troy HERFOSS (QLD) / Penrite Honda Racing | | Honda CBR RR | | 56.941 | 56.941 |
| 3 | 46 | Mike JONES (QLD) / DesmoSport Ducati | | Ducati V4R | | 57.317 | 57.317 |
| 4 | 83 | Lachlan EPIS (NSW) / Maxima Racing Oils BMW | | BMW S RR | | 57.354 | 57.354 |
| 5 | 65 | Cru HALLIDAY (NSW) / Yamaha Racing Team | | Yamaha YZF-R1 | | 57.373 | 57.373 |
| 6 | 67 | Bryan STARING (WA) / Kawasaki BCperformance | | Kawasaki ZX10RR 1000 | | 57.399 | 57.399 |
| 7 | 14 | Glenn ALLERTON (NSW) / Maxima Racing Oils BMW | | BMW S RR | | 57.497 | 57.497 |
| 8 | 32 | Oli BAYLISS (QLD) / DesmoSport Ducati | R | Ducati V4R | | 57.555 | 57.555 |
| 9 | 21 | Josh WATERS (VIC) / Kawasaki BCperformance | | Kawasaki ZX10RR 1000 | 57.753 | 57.704 | 57.704 |
| 10 | 61 | Arthur SISSIS (SA) / Unitech Racing / Yamaha YRD / Remo Contractors / SA Profiling | | Yamaha YZF-R1 | 57.793 | 57.957 | 57.957 |
| 11 | 12 | Matt WALTERS (NSW) / Kawasaki Connection / Kawasaki Aust. / Rover Coaches / Pirelli / AGV / Motul | | Kawasaki ZX10RR 1000 | | 57.988 | 57.988 |
| 12 | 3 | Jed METCHER (VIC) / Metcher Motorsport / Siemec / Fusport / Yamaha / YRD / Yamalube | | Yamaha YZF-R1 | 58.394 | 58.468 | 58.468 |
| 13 | 2 | Mark CHIODO (VIC) | | Yamaha YZF-R1 | 58.651 | | 58.651 |
| 14 | 16 | Luke JHONSTON (VIC) / MotoGo Yamaha / Bike Vault Castlemaine / Taichi Leathers / AGV Helmets | R | Yamaha YZF-R1 | 58.718 | | 58.718 |
| 15 | 13 | Anthony WEST (QLD) / MotoGo Yamaha | | Yamaha YZF-R1 | 58.794 | | 58.794 |
| 16 | 64 | Aaron MORRIS (NSW) / Harvest Pools / Longwall Haul / Maxima Racing Oils / YRD / Corish Racing | | Yamaha YZF-R1 | 59.172 | | 59.172 |
| 17 | 333 | Yannis SHAW (NSW) / Team Specialist Suzuki | | Suzuki GSXR | 59.385 | | 59.385 |
| 18 | 62 | Brendan McINTYRE (NSW) / Western M-cycles / Ric Pobjoy Racing / Motul / RK / Suzuki Aust. / Motoproducts | | Suzuki GSXR | 59.716 | | 59.716 |
| 19 | 37 | Michael EDWARDS (QLD) / Northstar Yamaha / Addicted To Track | | Yamaha YZF-R1 | 1:00.404 | | 1:00.404 |
| 20 | 11 | Philip CZAJ (VIC) / 11M / Peter Stevens M-cycles / Yamaha Aust. / SC Project Oceania / 4SR | | Yamaha YZF-R1 | 1:01.155 | | 1:01.155 |
| 21 | 78 | Nathan SPITERI (VIC) / ProGP Racing / Livson / PTR / Alpinestar / The Grinning Dingo | | Suzuki GSXR | 1:01.284 | | 1:01.284 |
| 22 | 85 | Sash SAVIN (VIC) | | Yamaha YZF-R1 | 1:02.230 | | 1:02.230 |
| 23 | 33 | Hamish McMURRAY (NSW) / Six Ways From Sunday / Dunlop | | Kawasaki ZX10RR 1000 | 1:02.662 | | 1:02.662 |

*** ALL RIDERS QUALIFY ***

The results are provisional until the end of the time limit for protests and appeals.


 Chief Timekeeper - Scott Lang


 Race Director - Tom Williams


 Clerk of Course - Paul Hinds



www.computime.com.au
 COMPUTIME RACE TIMING SYSTEMS PTY LTD





Wakefield Park Raceway

Round 3 : April 16 - 18



ALPINESTARS AUSTRALIAN SUPERBIKE CHAMPIONSHIP EVENTS 9 & 14



ASBK.COM.AU f t i y

PROVISIONAL MERGED GRID SHEET

Date: 17/04/21

Printed at: 16:26



| | | | | | |
|---|---------------------------|----|----------------------------|----|---------------------------|
| 1 | 1 W. MAXWELL 56.920 | 2 | 17 T. HERFOSS 56.941 | 3 | 46 M. JONES 57.317 |
| 2 | 83 L. EPIS 57.354 | 5 | 65 C. HALLIDAY 57.373 | 6 | 67 B. STARING 57.399 |
| 3 | 14 G. ALLERTON 57.497 | 8 | 32 O. BAYLISS 57.555 | 9 | 21 J. WATERS 57.704 |
| 4 | 61 A. SISSIS 57.957 | 11 | 12 M. WALTERS 57.988 | 12 | 3 J. METCHER 58.468 |
| 5 | 2 M. CHIDO 58.651 | 14 | 16 L. JHONSTON 58.718 | 15 | 13 A. WEST 58.794 |
| 6 | 64 A. MORRIS 59.172 | 17 | 333 Y. SHAW 59.385 | 18 | 62 B. McINTYRE 59.716 |
| 7 | 37 M. EDWARDS 1:00.404 | 20 | 11 P. CZAJ 1:01.155 | 21 | 78 N. SPITERI 1:01.284 |
| 8 | 85 S. SAVIN 1:02.230 | 23 | 33 H. McMURRAY 1:02.662 | | |

Scott Lang
Chief Timekeeper - Scott Lang

Tom Williams
Race Director - Tom Williams

Paul Hinds
Clerk of Course - Paul Hinds



www.computime.com.au
COMPUTIME RACE TIMING SYSTEMS PTY LTD









Wakefield Park Raceway

Round 3 : April 16 - 18



ALPINESTARS SUPERBIKE CHAMPIONSHIP



ASBK.COM.AU    

Date: 17/04/21
Event: Q11
Weather: Partly cloudy - Temp: 19.1C
Track: Dry - Temp: 29.2C


Qualifying 2

Started at: 15:49:57
Laps: 15 Min
Starters: 12
Printed at: 16:26


PROVISIONAL RACE INFORMATION

| Time | Description |
|----------|--|
| 15:49:57 | Event Start |
| 15:55:53 | TRACK TEMPS: Finish - 29.2C / Int 1 - 25.7C / Int 2 - 23.2C |
| 16:04:58 | Chequered Flag |
| 16:06:36 | NEW QUALIYING LAP RECORD - Previous - 57.138 - Cru Halliday - 2019 |
| 16:07:39 | Event Finish |


The results are provisional until the end of the time limit for protests and appeals.



Chief Timekeeper - Scott Lang



Race Director - Tom Williams



Clerk of Course - Paul Hinds



www.computime.com.au
COMPUTIME RACE TIMING SYSTEMS PTY LTD

